

Your **Tally** Reporting in **Excel** Format

Implementing **Your Reporting** has never been easier...

ENQUEST TALLY BI is a Three-in-One Decision Making Solution

1



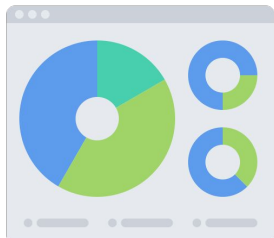
Report

Your Reporting solution

Shorten the delay and reduce the costs of your reporting.

By directly connecting your reporting system to your various data sources using enquest tally bi, you can manage data, enhance reliability, and ensure management has accurate information on-hand.

2




Dashboards

Your Dashboard solution

The effectiveness of your dashboards depends on the freshness of information and its readability.

Important information about your activity provided in your dashboard through graphical display and in real-time. Your dashboards are available to you anywhere and anytime.

3

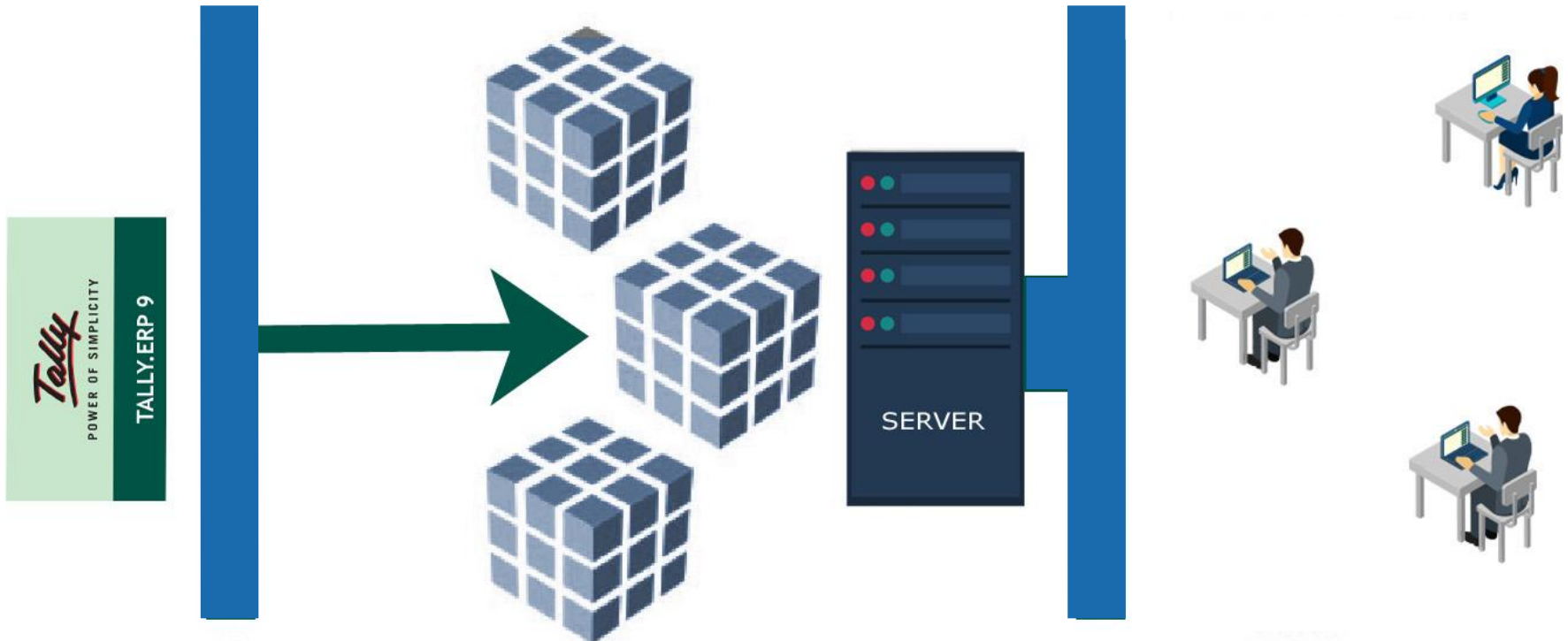


Analysis

Your decision-making solution

solid comprehension and interpretation of your data is crucial for decision-making.

Control the formatting functions of your spreadsheet; creating cross tabulations, ad-hoc statistics, histograms or charts. Enquest Tally BI is a simple and powerful solution to visualize your data clearly.



Enquest Tally BI is a reporting solution For everyone, whatever your role, and whenever needed!

Tally Security (basic)

- To restrict users from entering, altering and deleting a specific voucher.
- Specifying the number of days you can enter, alter or delete a specific voucher

Tally security (Medium)

- To restrict users from entering, altering and deleting a specific voucher, cost centers Godowns.
- Specifying the number of days you can enter, alter or delete a specific voucher, cost centers and Godowns.

Tally Controls

- Voucher Authorization
- Budget Control
- Selling price control

Enquest Tally BI Report

Enquest Tally BI (Ver - 1.0.0) Distributed & Supported By: Endeavour Africa Limited

File Configuration Import From Tally Reports Utility

Analysis Pivot Report Analysis Report - DashBoard View Reports Layout Setup

Reports Layout Setup

Report Query Builder

Drag a column header here to gro

Report Name

- COST CENTER WISE SALES
- CUSTOMER WISE - ITEM WISE SA**
- CUSTOMER WISE SALES
- SALES ANALYSIS-15SEP
- SALES ANALYSIS
- SALES DASHBOARD
- SALES DETAIL REPORT

Query Name: CUSTOMER WISE - ITEM WISE SALES

```

SELECT TL.[LEDGERNAME] AS [Ledger Name]
,IE.[STOCKITEMNAME] AS [Item Name]
,IE.[BILLEDQTY] AS [Billed Qty]
,IE.[RATE] AS [Rate]
,IE.[AMOUNT] AS [Amount]
,TV.[VCHTYPE] AS [Voucher Type]
,TV.[VOUCHERDATE] AS [Voucher Date]
,I.[PARENT] AS [Item Group]
,I.[CATEGORY] AS [Item Category]
FROM [TBLTRANSVOUCHERS] AS TV
LEFT JOIN [TBLTRANSLDGERS] AS TL ON (TV.[COCODE]=TL.
[COCODE]) AND (TV.[VCHTYPE]=TL.[VCHTYPE]) AND (TV.
[REMOTEID]=TL.[REMOTEID]) AND (TV.[VOUCHERID]=TL.
[VOUCHERID])
LEFT JOIN [TBLINVENTORYENTRIES] AS IE ON (TV.
[COCODE]=IE.[COCODE]) AND (TV.[VCHTYPE]=IE.[VCHTYPE])
AND (TV.[REMOTEID]=IE.[REMOTEID]) AND (TV.
[VOUCHERID]=IE.[VOUCHERID])
LEFT JOIN [TBLSTOCKITEM] AS I ON (IE.[COCODE]=I.
[COCODE]) AND (IE.[STOCKITEMNAME]=I.[NAME])
    
```

Table Name:

Field Name:

Field Title:

Query Fields

Table Name	Field Name	Field Title
<input checked="" type="checkbox"/> Trans Ledgers	Ledger Name	Ledger Name
<input checked="" type="checkbox"/> Inventory Entries	Item Name	Item Name
<input checked="" type="checkbox"/> Inventory Entries	Billed Qty	Billed Qty
<input checked="" type="checkbox"/> Inventory Entries	Rate	Rate
<input checked="" type="checkbox"/> Inventory Entries	Amount	Amount
<input checked="" type="checkbox"/> Trans Vouchers	Voucher Type	Voucher Type
<input checked="" type="checkbox"/> Trans Vouchers	Voucher Date	Voucher Date
<input checked="" type="checkbox"/> Stock Items	Item Group	Item Group
<input checked="" type="checkbox"/> Stock Items	Item Category	Item Category

Ok(F10) Close Test Query Generate Query

Record 2 of 7

Enquest Tally BI Report

Enquest Tally BI (Ver - 1.0.0) Distributed & Supported By: Endeavour Africa Limited

File Configuration Import From Tally Reports Utility

Analysis Pivot Report Analysis Report - Dashboard View

Dashboard Designer Exit

Report Name : SALES DASHBOARD Select Date (F2) From : 01-Jan-2001 To : 25-Sep-2020 Go (F5)

Dashboard

Date Wise Sales

Legend: SW-Bitplus, Acc, Cat-A, Cat-C, Cat-E, CAT-P - Projects, CAT-S - Services, HW, N/A

Item Wise Sales

Item Name	Party Ledger	Amount
		\$0
10A plateswitch 1 gang two-way SP as MK K4671 MCO	Cdr - GAM General Supplies	(\$9.98K)
10A plateswitch 1 gang two-way SP as MK K4671 MCO	Cosmocare Limited	\$41.1K
2 Gang 1 Way- 2 Units - Plana - Technopolymer - White	Cdr - GAM General Supplies	(\$1.09K)
2 Gang 1 Way- 2 Units - Plana - Technopolymer - White	Cosmocare Limited	\$25K
3 Gang One Way - Plana - Technopolymer - White	Cosmocare Limited	\$19.5K
8 GB Ram	Olosian Diary Farm	\$36K
A Clas Fiscal Printer	City Walk Ltd - Ksh	\$96K
A Clas Fiscal Printer	King Fruit & Vegetable Ltd	\$140K
A Clas Fiscal Printer	Maisha Mart Ltd	\$100K
A Clas Fiscal Printer	Olosian Diary Farm	\$130K

Ledger Wise Sales

Legend: Amount Qty

Ledger	Percentage
EAL-Projects	27.75%
EAL-AMC	13.56%
EAL-Support Charges	4.24%
EAL-SW-Elegant	21.81%
HW - Commax	0.00%
HW - Daraka	0.25%
HW-Allegion	6.59%
Subscription	8.57%
Tally-Lic	0.12%
General	0.07%
Other	0.33%
Other	0.09%
Other	1.97%

Customer Wise Sales

Customer List: AAA Growers Limited, Ceva Limited, Florina Group Ltd, MIKE BELLON Fellowship-South Sudan-USD, The Copy Cat Ltd, A to Z Textile Mills Ltd - USD, Clique Ltd, Florenza Ltd - KenGen, Mika Estate, Promo Kings Ltd, The Monarch Hotel

Company Name : Endeavour Africa Limited - S EALS_42118 User Name : Admin



ENDEAVOUR AFRICA GROUP

